

## Product Overview

Pre-sloped FastDEK Shower Bases are made using lightweight yet durable compression molded glass-fiber reinforced plastic (GRP) and can support up to 440lbs without modifying joists. FastDEK bases are pre-finished with a textured stone-effect surface that offers superior slip resistance and does not need covering with tile or stone once installed.

Install above the floor for low-level access or directly onto joists to enable barrier-free showering which makes the shower easier to clean, safer to use, and more accessible to seniors, people with health conditions, or those in wheelchairs.

## Features & Benefits

- + Made from lightweight yet strong compression molded glass-fiber reinforced plastic (GRP)
- + Pre-finished with a contemporary textured stone-effect surface that offers superior slip resistance
- + Can be installed on top of subfloor or directly onto joists for low-level or zero-entry access to the shower
- + Install on wood or engineered joist systems, on subfloor, or concrete
- + Can support up to 440lbs when installed on 16" o.c. joist systems supplemented with perimeter and drain hole blocking
- + 1" thickness reduces the risk of trips and falls when installed on top of subfloor for low-level shower
- + FastDEK Ramps are available (a la carte) for above-floor installations that require wheelchair access
- + When installed directly onto joists, the curbless design increases safety by providing barrier-free access for seniors, people with disabilities, or those in wheelchairs
- + Webbed design on underside of base increases strength while reducing weight, and offers excellent shock and impact resistance




### Features & Benefits (continued)

- + Can be used to create an ADA compliant shower, seek guidance locally for more information about compliancy and building regulations
- + 4 pre-sloped gradient planes for quick, efficient drainage (6-7 gallons per minute) which reduces the risk of pooling or flooding
- + Drain cover (included) matches color and surface texture of base for an enhanced cosmetic finish
- + Complete installation with an AKW FastDEK Installation Kit (available a la carte)

### Technical Specification

- + Size options: 9
- + Color options: White, Black or Gray
- + Material: Glass-fiber reinforced plastic (GRP)
- + Weight capacity: 440lbs
- + Weight: approx. 30-50lbs (depending on size)
- + Gradient:  $\geq 1\%$  per foot (depending on length of pitch)
- + Spans 16" o.c. joist systems
- + Perimeter: 1" thick
- + Drain hole diameter: 3 1/4"
- + Compatible with standard 2" drain connectors
- + Pre-finished with textured stone-effect surface
- + Drain concealed beneath surface and color-matched drain cover
- + Webbed design on underside of base
- + Requires a FastDEK Installation Kit:
  - 6 x 10 oz. tubes of Tank/10 polyurethane construction adhesive
  - 2 x 10 oz. Silicone caulk
  - 20' Joint reinforcement tape
  - 1 x Drain connector



### Compliance

#### a. ICC PMG-1223 lists compliance with:

- 1 2015, 2012 and 2009 International Residential Code® (IRC)
- 2 2015, 2012 and 2009 International Plumbing Code® (IPC)
- 3 2015, 2012 and 2009 Uniform Plumbing Code® (UPC)
- 4 2010 and 2005 National Plumbing Code of Canada (NPC)
- 5 IAPMO PS106-2015e1 for prefabricated, tileable shower receptors
- 6 CSA B45.5/IAPMO Z124-2011, Plastic Plumbing Fixtures

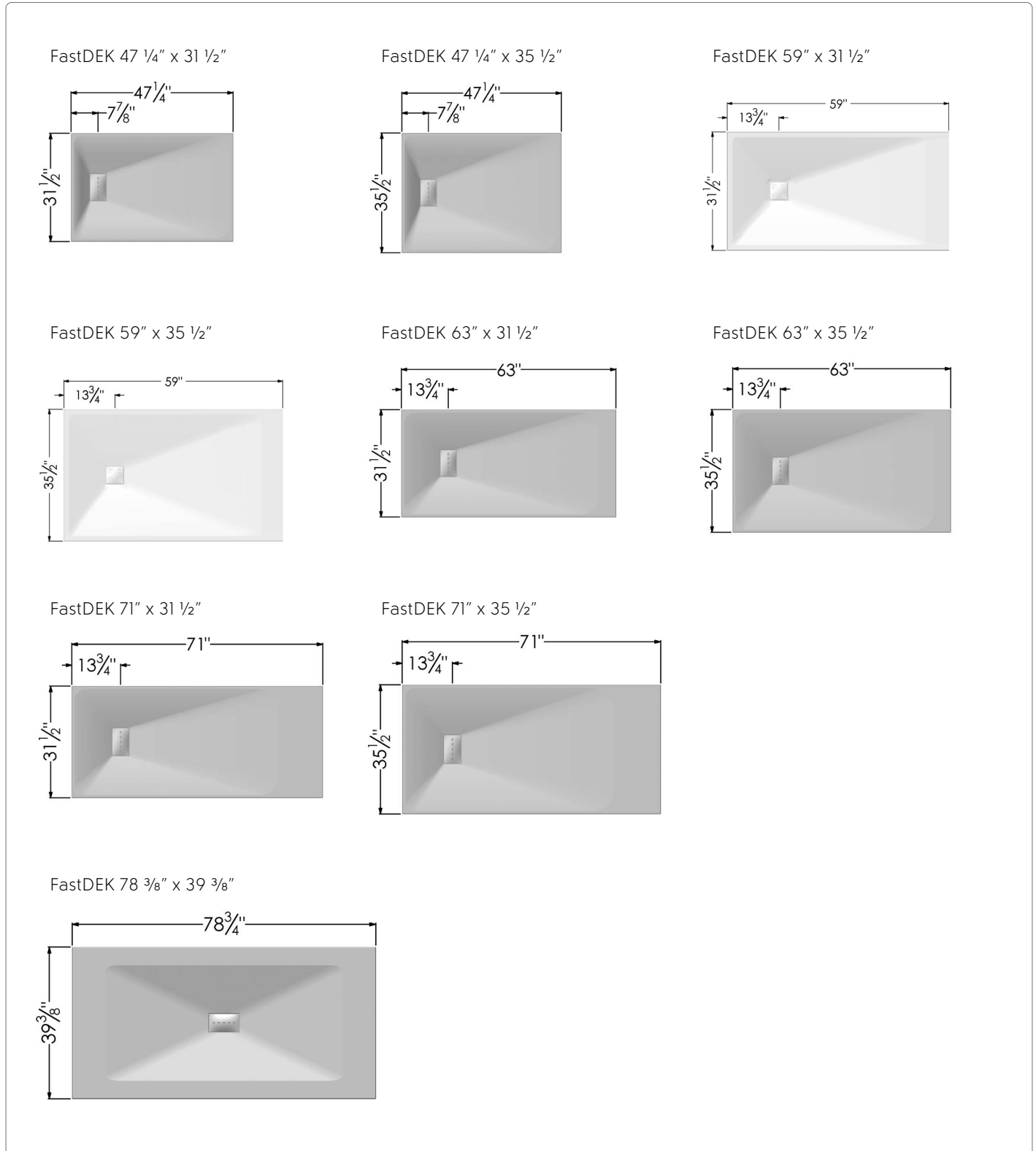
#### b. QAI Laboratories test report nos. TJ5925-1 and TJ5925-2

### Warranty & Approvals


- + AKW Limited lifetime warranty
- + Can be used to create an ADA compliant shower



**Dimensions**



**Color Options**



**Product Codes**

**FastDEK Shower Bases**

FastDEK 47 1/4" x 31 1/2" – White	11853
FastDEK 47 1/4" x 31 1/2" – Black	11854
FastDEK 47 1/4" x 31 1/2" – Gray	11876
FastDEK 47 1/4" x 35 1/2" – White	11855
FastDEK 47 1/4" x 35 1/2" – Black	11856
FastDEK 47 1/4" x 35 1/2" – Gray	11877
FastDEK 59" x 31 1/2" – White	12845WH
FastDEK 59" x 35 1/2" – White	12839WH
FastDEK 63" x 31 1/2" – White	11857
FastDEK 63" x 31 1/2" – Black	11858
FastDEK 63" x 31 1/2" – Gray	11880
FastDEK 63" x 35 1/2" – White	11859
FastDEK 63" x 35 1/2" – Black	11860
FastDEK 63" x 35 1/2" – Gray	11881
FastDEK 71" x 31 1/2" – White	11865
FastDEK 71" x 31 1/2" – Black	11866
FastDEK 71" x 31 1/2" – Gray	11884
FastDEK 71" x 35 1/2" – White	11867
FastDEK 71" x 35 1/2" – Black	11868
FastDEK 71" x 35 1/2" – Gray	11885
FastDEK 78 3/4" x 39 3/8" – White	11894

**Product Codes (continued)**

**FastDEK Installation Accessories**

FastDEK Ramp	12844
FastDEK Ramp Corner	12843
FastDEK Installation Kit	FB2000-IK
FastDEK Square Drain Cover Stainless Steel	21-016-104

**Manufacturer’s Note**

- + The design of FastDEK bases will be phased out with a slightly different design introduced as stock of the existing design decreases
- + New FastDEK bases feature a square drain cover instead of a rectangular cover – all other structural and design properties remain the same
- + In addition, a stainless-steel grid drain cover is available (a la carte) for new FastDEK bases

